



Pangolin H Pistol Safes (Models 180B/D/F/F-CR/G)





The Pangolin H series of firearm safes for handguns is manufactured and distributed by Pangolin Security Products under license to specialist security company Biagi Saga Technologies (Pty) Ltd. The products, designs and technology incorporated therein are proprietary to Biagi Saga Technologies (Pty) Ltd with RSA patent number 2022/01667 and South African Registered Designs A2021/01295 (180B, 180F, 180G) and A2021/01295 (180D).

Intended Purpose	Secure temporary storage of handguns in vehicles as provided for in the South African Firearms Control Regulations. While primarily intended for vehicles, the safe may also be used in other locations where a solid structure is available for secure mounting and where a higher level of security is required than is offered by conventional firearm safes, or they are impractical due to space constraints.
General description	A product specifically engineered for providing a very high level of protection against theft of handguns from motor vehicles during unattended parking. The safe is manufactured in two types: one type for permanent installation (Fixed) and the other movable (Docked). The patented Docked design allows the safe to be mechanically secured or detached from the dock in a few seconds, after having had a Pangolin Dock permanently affixed in a convenient location. The safe is sufficiently portable as to be easily carried from one location to another. The design and components are exceptionally resistant to lock picking, lock breaking, physical penetration and removal of the safe from its mounting in a vehicle or other solid structure. The construction allows for easy insertion and removal of the handgun.
Model description	Pangolin 180 series safes are supplied in five standard models, all in the same format and same level of security: 180G – entry level fixed pistol safe for 2 handguns (no gas strut, 1 year warranty) 180B – high level spec fixed pistol safe for 2 handguns (no gas strut, 2 year warranty) 180F – premium spec fixed pistol safe for 1 handgun and clip (including gas strut, 2 year warranty) 180F-CR – same as 180F but with enhanced corrosion protection for marine environments (2 year warranty) 180D – premium spec movable pistol safe for 1 handgun and clip (including gas strut and dock, 2 year warranty)
Typical handguns to be secured	Pangolin H 180 series safes accommodate all popular handguns intended for self-defence (e.g. Glock 17).
Standards compliance	Pangolin H series handgun safes, fixed and movable, have been independently tested and verified to satisfy the requirements of the South African standard SANS 953-1:2018 Storage of firearms and ammunition. Part 1 – Safes. Type B1 (general use) and Type B3 (temporary storage of firearms in motor vehicles and caravans). The standard safes are stocked and supplied in type B3 with fasteners intended for installation in vehicles. The fixed versions of the safes can be supplied to order as type B1 for direct attachment to a wall or similar structure with wall anchor bolts and washers as required by SANS 953-1. The 180D docked version becomes a type B1 safe when attached to the Pangolin WD180 Wall Dock , which is supplied with wall anchor bolts and washers as required by SANS 953-1.
Resistance to attack	Pangolin H series safes pass the 30 minute resistance to attack test specified in clause 9.3 of SANS 953-1:2018. The tools to be used for attacking the safes are chisels, hand hammers, pliers, screwdrivers, wrenches, crowbars and ripping tools (of length not exceeding 1,5 m); lock-picking and manipulating devices, a hand-held portable electric drilling machine with a maximum rated capacity of 500 W using high-speed carbon steel drill bits of size not exceeding 13 mm; and a sledgehammer of mass not exceeding 1,8 kg. Two persons experienced in the use of the tools for breaking into safes performed the test at an independent test facility. (NB: This test is not required for compliance with type B1 or type B3 safes. It was a voluntary choice to achieve this level of security and prove it by subjecting the safes to this brute force attack test).
System components (Fixed Safes)	Standard system as supplied for models 180B, 180F, 180F-CR, 180G: <ul style="list-style-type: none"> • Pangolin firearm safe. • Two keys. • Installation kit for vehicle mounting consisting of spreader plates (2 off) and fasteners. • Blank Certificate of Installation.

System components (Movable Safes)	<p>Standard system as supplied for model 180D:</p> <ul style="list-style-type: none"> • Pangolin 180D firearm safe. • Two keys. • Pangolin SD180 dock. • Installation kit for vehicle mounting consisting of spreader plates (2 off) and fasteners. • Blank Certificate of Installation. <p>Optional extras:</p> <ol style="list-style-type: none"> 1. Pangolin SD180 vehicle dock. 2. Pangolin WD180 wall dock 3. Pangolin 180 shoulder sling bag.
Mode of use: (Fixed Safes)	<p>The user will usually carry their firearm when driving but use the safe for temporary storage when needed.</p> <p>> To unlock and open – insert and turn the key ½ turn clockwise to unlock and open the safe by lifting the cover.</p> <p>> To close and lock – push the cover down to close and turn the key ½ turn anti-clockwise to lock and remove key.</p>
Mode of use: (Movable Safes)	<p>The user will usually carry their firearm when driving but use the safe for temporary storage when needed.</p> <p>> To unlock and open – insert and turn the key ½ turn clockwise to unlock and open the safe by lifting the cover.</p> <p>> To close and lock – push the cover down to close and turn the key ½ turn anti-clockwise to lock and remove key.</p> <p><u>Docking</u></p> <p>Open the safe and place it in position on the Pangolin Dock, engaging the rear bolts first then slide towards you. Pull the bolt docking tab towards the front of the safe to allow the locking bolts of the dock to penetrate the bottom of the safe. Once the safe has settled flush onto the dock, push the docking tab all the way forward.</p> <p><u>Undocking</u></p> <p>With the cover open, pull the bolt docking tab fully towards the front of the safe then lift the front of the safe to clear the docking bolts, slide the safe backwards and lift it off the rear docking bolts. Push the tab back into the docked position, close the safe and turn the key to lock. The safe is now detached and free but locked.</p>
Construction	<p>Clamshell all-steel design with >85° opening lid and mechanical lock. The safe shell and docking plate consist of multiple custom designed fabricated parts (formed, machined, welded, pressed and bolted). Hardened steel reinforcing plates are strategically located internally.</p>
Safe Material	<p>Shell and base 3,0 mm bare mild steel with additional 3,0 mm bare metal high hardness armour plate reinforcing protecting the lock and bolt-work (mild steel 350 MPa, armour plate >1420 MPa yield strength; mild steel 120 HBW, armour plate >480 HBW hardness). The equivalent “door” thickness in mild steel is > 12 mm.</p> <p>Full length mild steel hinge welded in place.</p> <p>Lifting handle of 1,5 mm stainless steel.</p> <p>Proprietary machined armour plate steel locking bolts (>1420 MPa yield strength).</p>
Locking mechanism	<p>The high quality and secure mechanical lock (>800 000 combinations and unpickable for all practical purposes) acts upon a proprietary, purpose designed, dual locking bolt mechanism with two active relocking devices.</p> <p>NB: This is a high security lock so if both keys are lost, the authorised user will need assistance from the manufacturer to obtain a replacement key. (Not available other than through Pangolin Security Products).</p>
Safe Exterior Finish	<p>Model 180G: eKote gloss black</p> <p>Models 180B, 180F, 180D: Pangolin ArmoKote textured epoxy powder coat in dark grey.</p> <p>Model 180F-CR : Five-step immersion treated anti-corrosion epoxy primer with Pangolin ArmoKote textured epoxy powder overcoat in dark grey. Certified salt spray 1 000 hour performance rating.</p>
Safe Interior Finish	<p>Model 180G eKote gloss black same as exterior, supplied bare without interior furnishing</p> <p>Models 180B, 180F, 180F-CR, 180D Base: Epoxy coat with loose convoluted foam padding Lid. : Epoxy coat and black felt lining plus convoluted foam rubber padding</p>
Exterior dimensions – (mm)	<p>Measured over extremities, all Pangolin 180 series safes: 190 mm (w) x 305 mm (d) x 60 mm (h)</p>
Interior dimensions (mm)	<p>Model 180G and 180B Usable interior cavity size: 175 mm (w) x 230 mm (d) x 50 mm (h)</p>

	<p>Models 180F, 180F-CR and 180D</p> <p>Usable interior cavity size without padding and clear of the gas strut: 150 mm (w) x 205 mm (d) x 50 mm (h)</p>
SD180 Dock Construction	Mild steel 3,0 mm bare metal thickness plate with four integrated safe attachment bolts consisting of 16 mm OD bushes narrowing to 10 mm OD at the yoke attachment point and 8 mm ID to accept the mounting cap screws.
WD180 Dock Construction	Double layer mild steel 3,0 mm bare metal thickness plate with four integrated safe attachment bolts each with 16 mm diameter shafts narrowing to 10 mm diameter at the yoke attachment point, with 10 mm holes and access ports for accommodating four M10 mounting bolts with 3 mm thick x 30 mm diameter washers.
Dock Finish	Black eKote (corrosion resistant epoxy) on both the SD180 and WD180 dock.
Fasteners for Vehicle Mounting	<p>Supplied as standard: Four M8 stainless steel button head cap screws, stainless steel washers and stainless steel Nyloc nuts.</p> <p>Optional accessories for installers:</p> <ul style="list-style-type: none"> • Plusnuts for single side installation • Pangolin Strike-IT! nut and bolt security closures • 6 mm spacer and stiffener plate.
Fasteners for Mounting WD18 Wall Dock	Four M10 hex head plated bolts and expansion wall anchors with 3 mm x 30 mm plated washers.
Spreader Plate Material	Mild steel 3,0 mm bare metal thickness.
Spreader Plate Finish	Black eKote (corrosion resistant epoxy).
Serialisation	Each safe and each dock is serialised with a unique number for traceability and certification record purposes.
Installation Process Outline	<p>Identify an inconspicuous location on the steel floor or other part of the steel bodywork of the vehicle that will provide a secure mounting location for the fixed safe or vehicle dock.</p> <p>Check for sufficient headroom for the safe to be opened and allow easy access. Use the safe or vehicle dock as a template to mark and then drill four holes for mounting. Apply anti-rust treatment and sealing compound.</p> <p>Bolt the safe or dock in place using the supplied spreader plates and fasteners (or Plusnuts for single sided installation. NB: Rivnuts must <u>NOT</u> be used. It may be necessary to split the spreader plates into two pieces because of obstructions or uneven surfaces in the bodywork.</p> <p>Stake accessible nuts and bolt threads after installation and coat all exposed steel surfaces with underbody compound.</p> <p>NOTE: THIS OUTLINE IS MEANT TO SERVE AS A GUIDE TO THE PROCESS ONLY AND IS NO GUARANTEE OF A SECURE AND LEGALLY COMPLIANT INSTALLATION</p>
Legal Requirements	<p>For security and assurance of legal compliance the installation must be undertaken by a suitably qualified professional installer who will provide a certificate in compliance with the requirements of SANS 953-1:2018 for motor vehicle and caravan firearm safe installation. Legal compliance requires that the installer completes the Certificate of Installation supplied by Pangolin Security Products, which must also verify that the vehicle is equipped with an immobiliser.</p> <p>Pangolin Certified Installers are suitably trained and qualified.</p> <p>In the case of 180D docked safes each dock will require its own Certificate of Installation.</p>
Weight excluding packaging	<p>Model 180B 180G 180F 180F-CR fixed: 4,9 kg (safe only).</p> <p>Model 180D docked : 5,4 kg (safe only).</p> <p>Pangolin SD180 vehicle dock : 1,2 kg.</p> <p>Pangolin WD180 wall dock : 2,4 kg.</p>
Packaging	Corrugated cardboard carton with Aerothene foam lining.
Total packaged weight	<p>Model 180B 180G 180F 180F-CR fixed safes: 6,1 kg</p> <p>Model 180D docked safes: 7,3 kg</p>
Packaged Dimensions (mm)	All 180 series safes: 240 mm (w) x 320 mm (d) x 80 mm (h) (the model 180D is packaged with one SD180 dock)

Feature Comparison Table

Pangolin H Features	Model 180G	Model 180B	Model 180F	Model 180D
SANS 953-1 type B3 safe	Yes	Yes	Yes	Yes
Capacity	2 handguns	2 handguns	1 handgun + clip	1 handgun + clip
Blank certificate of installation	Yes	Yes	Yes	Yes
Armour plate reinforcing High security lock Relocking devices	Yes	Yes	Yes	Yes
Installation kit	Yes	Yes	Yes	Yes
Fixed or Movable (Docked) version	Fixed	Fixed	Fixed	Movable
Safe finish	Satin black	Armokote	Armokote	Armokote
Convuluted foam padding	-	Yes	Yes	Yes
Felt lining	-	Yes	Yes	Yes
Gas strut assist	-	-	Yes	Yes
Docking station	-	-	-	Yes (one)
Warranty	1 year	2 years	2 years	2 years
Box contents				

The features of Model 180F-CR are identical to that of the 180F except for enhanced corrosion resistance.



Model 180G



Model 180F



Model 180D



Model 180G



Model 180F



WD180 wall dock

The manufacturer reserves the right to make improvements from time to time, this specification is therefore subject to change without prior notice.

Rev. 13
2024/05/22